



Central Regional TAFE


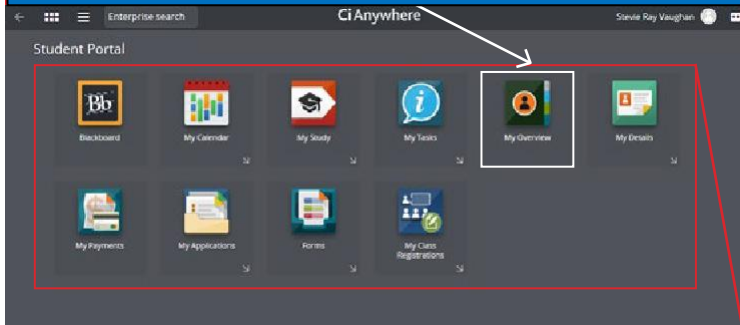
A quick guide for Student Portal

The student portal can be accessed from any web browser, using a PC, on a tablet or on a mobile device.

The guide identifies what each of the tiles is used for – to help you navigate from the home screen to access your enrolment, schedule, results and other details.


This is the first screen you will see when you log in as an enrolled student.

The My Overview tile is a useful at a glance summary for you.




Blackboard

Links to Blackboard



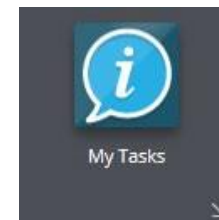
My Calendar

Scheduled Classes



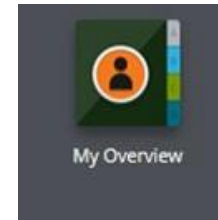
My Study

Courses and units on your Study Plan



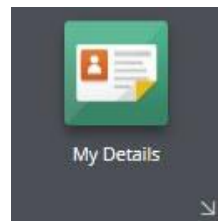
My Tasks

Information you need to complete



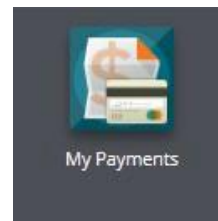
My Overview

Useful at a glance summary of your coursework and fees



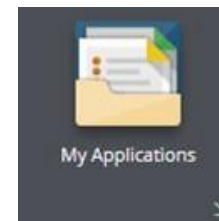
My Details

Review contact details (address, phone number)



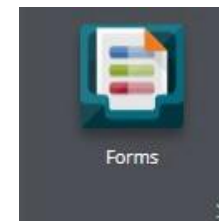
My Payments

Pay fees



My Applications

Review previous or current applications
Apply for different courses to further your study



Forms

Common forms, such as requesting change of name